

Distributed by:

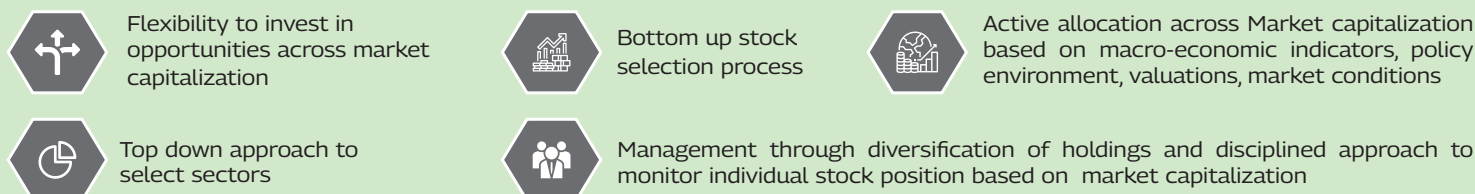
## Experience the Freedom to Invest Across Market Caps

### Mahindra Manulife Flexi Cap Fund

(An open ended dynamic equity scheme investing  
across large cap, mid cap, small cap stocks)

February 28, 2025

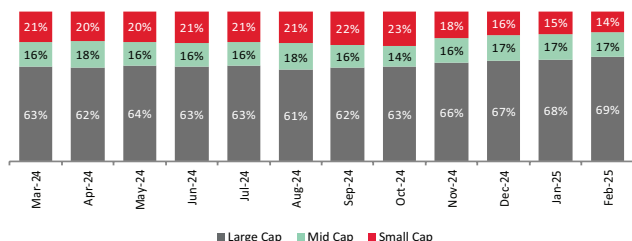
#### Why invest in this Scheme ?



#### Scheme Strategy

The Scheme follows top down sector allocation and bottom up stock selection ideas that may benefit based on health of economy. Allocation across marketcaps is a function of economic outlook, domestic liquidity and stage of market cycle. Focus will be on high quality, growth focused companies available at reasonable valuations.

#### 12 Month Market Capitalization Trend (% to Equity Holdings)



As per the Market Capitalization data provided by AMFI (In line with the applicable SEBI guidelines)

#### Top 5 Sectors of the scheme (% to Net Assets)

Sector	MMFCF*	Nifty 500 TRI
Financial Services	34.83%	30.89%
Information Technology	7.75%	9.96%
Consumer Durables	6.83%	2.96%
Fast Moving Consumer Goods	5.99%	6.81%
Oil Gas & Consumable Fuels	5.89%	7.69%

\*Mahindra Manulife Flexi Cap Fund

Data as on February 28, 2025

#### Significant Portfolio changes of the Current Month


Fresh Additions	Complete Exits
<b>Security</b>	<b>Security</b>
Kotak Mahindra Bank Limited	-
Max Healthcare Institute Limited	-

**Note:** The companies/stock(s) referred above are only for the purpose of disclosure of significant portfolio changes during the month and should not be construed as recommendation to buy/sell/ hold. The fund manager may or may not choose to hold these companies/stocks, from time to time. Investors are requested to consult their financial, tax and other advisors before taking any investment decision(s). Data as on February 28, 2025

#### Portfolio Update for the Month

- Key Overweight sectors/Industries include Banks, Consumer Durables and Construction sector vs the Scheme's Benchmark.
- Key Underweight sectors /Industries include IT, Automobile and Auto Components and Metals & Mining vs the Scheme's Benchmark

#### Asset Allocation (%)



Data as on February 28, 2025

#### Portfolio Stats

Turnover Ratio (Last 1 year)	0.80
Standard Deviation	13.92%
Beta	0.92
Sharpe Ratio*	0.50
Jenson's Alpha	0.0552

#Risk-free rate assumed to be 6.40% (MIBOR as on 28-02-25) - Source: www.mmda.org

Note: As per AMFI guidelines for factsheet, the ratios are calculated based on month rolling returns for last 3 years. Data as on February 28, 2025.

#### Top 10 Equity Holdings (as on February 28, 2025)

Security	% to Net Assets
HDFC Bank Limited	9.87%
ICICI Bank Limited	8.50%
Reliance Industries Limited	4.62%
Infosys Limited	4.20%
Axis Bank Limited	3.73%
Larsen & Toubro Limited	3.59%
State Bank of India	2.91%
Hindustan Unilever Limited	2.78%
Bharti Airtel Limited	2.77%
Tata Consultancy Services Limited	2.70%
<b>Total</b>	<b>45.65%</b>

## Scheme Details

### Investment Objective:

The investment objective of the Scheme is to generate long term capital appreciation by investing in a diversified portfolio of equity and equity-related securities across market capitalization. However, there can be no assurance that the investment objective of the Scheme will be achieved.

### Fund Manager:

**Ms. Fatema Pacha**

**Total Experience:** 18 years

**Experience in managing this fund:** 3 years and 6 months (Managing since August 23, 2021)

**Mr. Manish Lodha**

**Total Experience:** 23 years

**Experience in managing this fund:** 3 years 6 months (Managing since August 23, 2021)

**Date of allotment:** August 23, 2021

**Benchmark:** Nifty 500 TRI

**Options:** Growth; IDCW

**IDCW Sub-options:** IDCW Reinvestment & IDCW Payout

**Minimum Additional Purchase Amount:** Rs. 1,000/- and in multiples of Re. 1/- thereafter

**Minimum Application Amount:** Rs. 1,000/- and in multiples of Re.1/- thereafter

**Minimum Weekly & Monthly SIP Amount:** Rs 500 and in multiples of Re. 1/- thereafter

**Minimum Weekly & Monthly SIP Installments:** 6

**Minimum Quarterly SIP Amount:** Rs 1,500 and in multiples of Re. 1/- thereafter

**Minimum Quarterly SIP installments:** 4

**Monthly AAUM as on February 28, 2025 (Rs. in Cr.):** 1,369.55

**Monthly AUM as on February 28, 2025 (Rs. in Cr.):** 1,308.96

**Entry Load:** Not applicable

**Exit Load:** • An Exit Load of 1% is payable if Units are redeemed / switched-out upto 3 months from the date of allotment;

• Nil if Units are redeemed / switched-out after 3 months from the date of allotment.

Redemption /Switch-Out of Units would be done on First in First out Basis (FIFO)

## Scheme Performance (as on February 28, 2025)

Mahindra Manulife Flexi Cap Fund	CAGR Returns (%)			Value of Investment of ₹ 10,000*			NAV / Index Value (as on February 28, 2025)
	1 Year	3 Years	Since Inception	1 Year (₹)	3 Years (₹)	Since Inception	
Regular Plan - Growth Option	-0.09	13.09	10.05	9,991	14,470	14,008	14.0077
Nifty 500 TRI <sup>^</sup>	-0.08	12.70	11.73	9,992	14,320	14,779	31,473.37
Nifty 50 TRI <sup>^^</sup>	1.89	10.92	9.95	10,189	13,652	13,963	32,973.36

<sup>^</sup>Benchmark <sup>^^</sup>Additional Benchmark. Inception/Allotment date: 23-Aug-21. **Past performance may or may not be sustained in future and should not be used as a basis of comparison with other investments.** Since inception returns of the scheme is calculated on face value of Rs. 10 invested at inception. The performance details provided above are of Growth Option under Regular Plan. Different Plans i.e Regular Plan and Direct Plan under the scheme has different expense structure. \*Based on standard investment of Rs. 10,000 made at the beginning of the relevant period.

## SIP Performance (as on February 28, 2025)

SIP Investment Period	Total Amount Invested (₹)	Regular Plan		Nifty 500 TRI <sup>^</sup>		Nifty 50 TRI <sup>^^</sup>	
		Market Value (₹)	CAGR Returns (%)	Market Value (₹)	CAGR Returns (%)	Market Value (₹)	CAGR Returns (%)
1 Year	1,20,000	1,08,664	-17.20	1,07,967	-18.23	1,12,215	-11.93
3 Years	3,60,000	4,18,995	10.13	4,17,617	9.91	4,10,246	8.69
Since Inception	4,30,000	5,15,441	10.13	5,14,648	10.04	5,03,139	8.76

<sup>^</sup>Benchmark <sup>^^</sup>Additional Benchmark. CAGR - Compounded Annual Growth Rate. Inception/Allotment date: 23-August-21. **Past performance may or may not be sustained in future and should not be used as a basis of comparison with other investments.** Returns greater than 1 year period are compounded annualized. For SIP returns, monthly investment of equal amounts invested on the 1st business day of every month has been considered. CAGR Returns (%) are computed after accounting for the cash flow by using the XIRR method (investment internal rate of return).

### Distributed by:

**Disclaimer :** Readers of this material should rely on information / data arising out of their own investigations and advised to seek independent professional advice and arrive at an informed decision before making any investments. Neither Mahindra Manulife Investment Management Private Limited nor Mahindra Manulife Trustee Private Limited, its directors or associates shall be liable for any damages that may arise from the use of the information contained herein.

**Get in Touch:** Unit No. 204, 2nd Floor, Amiti Building, Piramal Agastya Corporate Park, LBS Road, Kamani Junction, Kurla (W), Mumbai - 400 070.  
Phone: +91-22-66327900, Fax: +91-22-66327932  
Toll Free No: 1800 419 6244 Website: [www.mahindramanulife.com](http://www.mahindramanulife.com)

Scheme Name	This Product is Suitable for investors who are seeking*	Scheme Riskometer	Scheme Benchmark	Benchmark Riskometer
Mahindra Manulife Flexi Cap Fund	<ul style="list-style-type: none"> <li>Long term capital appreciation.</li> <li>Investment in diversified portfolio of equity &amp; equity related instruments across market capitalization</li> </ul>	<p>The risk of the scheme is Very High</p>	As per AMFI Tier I Benchmark i.e. Nifty 500 TRI	<p>The risk of the benchmark is Very High</p>

\*Investors should consult their financial advisers if in doubt about whether the product is suitable for them.

**Mutual Fund investments are subject to market risks, read all scheme related documents carefully.**

## Performance of other schemes managed by the Fund Manager(s)

Scheme Name	Scheme Inception Date	Fund Manager(s)	Managing since	CAGR Returns (%)		
				1 yr	3 yrs	5 yrs
Mahindra Manulife ELSS Tax Saver Fund - Reg - Growth	18-Oct-16	Ms. Fatema Pacha	16-Oct-20	-0.21	11.02	16.84
		Mr. Manish Lodha	21-Dec-20			
Nifty 500 TRI <sup>^</sup>				-0.08	12.70	17.78
Mahindra Manulife Multi Cap Fund - Reg - Growth	11-May-17	Mr. Manish Lodha	21-Dec-20	-1.22	14.91	21.12
		Ms. Fatema Pacha	16-Oct-20			
Nifty 500 Multicap 50:25:25 TRI <sup>^</sup>				-1.03	14.69	20.31
Mahindra Manulife Consumption Fund - Reg - Growth	13-Nov-18	Mr. Navin Matta	24-Oct-24	-0.04	13.78	13.90
		Ms. Fatema Pacha	21-Dec-20			
Nifty India Consumption <sup>^</sup>				4.63	15.58	17.13
Mahindra Manulife Equity Savings Fund - Reg - Growth	01-Feb-17	Mr. Manish Lodha (Equity Portion)	21-Dec-20	3.07	7.88	10.57
		Mr. Renjith Sivaram (Equity Portion)	03-Jul-23			
		Mr. Rahul Pal (Debt Portion)	Since inception			
Nifty Equity Savings TRI <sup>^</sup>				5.92	8.33	9.88
Mahindra Manulife Mid Cap Fund - Reg - Growth	30-Jan-18	Mr. Krishna Sanghavi	24-Oct-24	1.75	19.40	22.76
		Mr. Manish Lodha	21-Dec-20			
		Ms. Kirti Dalvi	03-Dec-24			
Nifty Midcap 150 TRI <sup>^</sup>				0.07	19.43	24.05
Mahindra Manulife Aggressive Hybrid Fund - Reg - Growth	19-July-19	Ms. Fatema Pacha (Equity Portion)	16-Oct-20	6.97	13.45	16.99
		Mr. Manish Lodha (Equity Portion)	21-Dec-20			
		Mr. Rahul Pal (Debt Portion)	Since inception			
		Mr. Amit Garg (Debt Portion)	02-May-24			
CRISIL Hybrid 35+65 Aggressive Index <sup>^</sup>				3.30	10.50	14.06
Mahindra Manulife Large Cap Fund - Reg - Growth	15-Mar-19	Ms. Fatema Pacha	21-Dec-20	2.26	10.74	15.29
				0.91	10.94	15.99
Nifty 100 TRI <sup>^</sup>				0.91	10.94	15.99
Mahindra Manulife Large & Mid Cap Fund - Reg - Growth	30-Dec-19	Mr. Manish Lodha	21-Dec-20	-6.90	12.29	18.83
				0.67	15.26	20.10
NIFTY Large Midcap 250 TRI <sup>^</sup>				0.67	15.26	20.10
Mahindra Manulife Arbitrage Fund - Reg - Growth	24-Aug-20	Mr. Navin Matta (Equity Portion)	24-Oct-24	5.82	5.08	-
		Mr. Manish Lodha (Equity Portion)	21-Dec-20			
		Mr. Rahul Pal (Debt Portion)	Since inception			
Nifty 50 Arbitrage <sup>^</sup>				7.52	6.74	-
Mahindra Manulife Focused Fund - Reg - Growth	17-Nov-20	Mr. Krishna Sanghavi	Since inception	1.90	17.19	-
		Ms. Fatema Pacha	21-Dec-20			
Nifty 500 TRI <sup>^</sup>				-0.08	12.70	-
Mahindra Manulife Balanced Advantage Fund - Reg - Growth	30-Dec-21	Mr. Manish Lodha (Equity Portion)	Since inception	0.68	10.26	-
		Ms. Fatema Pacha (Equity Portion)				
		Mr. Rahul Pal (Debt Portion)				
Nifty 50 Hybrid Composite Debt 50: 50 Index <sup>^</sup>				4.96	8.86	-
Mahindra Manulife Small Cap Fund - Reg - Growth	12-Dec-22	Mr. Krishna Sanghavi	24-Oct-24	-3.38	-	-
		Mr. Manish Lodha	Since inception			
		Mr. Vishal Jajoo	23-Dec-24			
BSE 250 Small Cap TRI <sup>^</sup>				-6.91	-	-

<sup>^</sup>Benchmark CAGR - Compounded Annual Growth Rate.

**Past performance may or may not be sustained in future and should not be used as a basis of comparison with other investments.** The performance details provided above are of Growth Option under Regular Plan. Different Plans i.e Regular Plan and Direct Plan under the scheme has different expense structure. Mr. Manish Lodha manage 11 schemes and Ms. Fatema Pacha manage 8 schemes each of Mahindra Manulife Mutual Fund. The performance data for the schemes which have not completed one year has not been provided.

Performance as on February 28, 2025

**Disclaimer :** Readers of this material should rely on information / data arising out of their own investigations and advised to seek independent professional advice and arrive at an informed decision before making any investments. Neither Mahindra Manulife Investment Management Private Limited nor Mahindra Manulife Trustee Private Limited, its directors or associates shall be liable for any damages that may arise from the use of the information contained herein.

**Get in Touch:** Unit No. 204, 2nd Floor, Amity Building, Piramal Agastya Corporate Park, LBS Road, Kamani Junction, Kurla (W), Mumbai - 400 070.  
Phone: +91-22-66327900, Fax: +91-22-66327932, Toll Free No.: 1800 419 6244 Website: [www.mahindramanulife.com](http://www.mahindramanulife.com)

**Mutual Fund investments are subject to market risks, read all scheme related documents carefully.**